

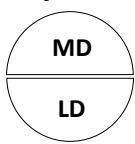
Diet & Dental Health

In 2024/25 the percentage of primary 1 pupils affected by obesity in the most deprived areas was 73% higher than the rate in the least deprived areas. For year 8 pupils, the most-least deprived gap was slightly larger at 87%. In 2024/25, the most-least deprived inequality gap for dental extractions for all ages narrowed however the rate in the most deprived areas was still more than double that in the least deprived areas. With the exception of dental registration rates, inequality gaps widened over the analysed period for the remaining dental indicators.

Please note that BMI assessments are not available for 2020/21 school years for Primary 1, and 2020/21 and 2021/22 school years for Year 8 BMI assessments, as the number of measurements recorded was negatively impacted by school closures due to the COVID-19 pandemic. An assessment of changes in the gap have therefore not been provided and caution should be taken with the assessments of change in the rates provided below.

Health Outcome Indicators

Key:



Most Deprived Areas
Least Deprived Areas



Positive Change



No Notable Change



Negative Change



Narrowing of the Gap



No Notable Change in the Gap



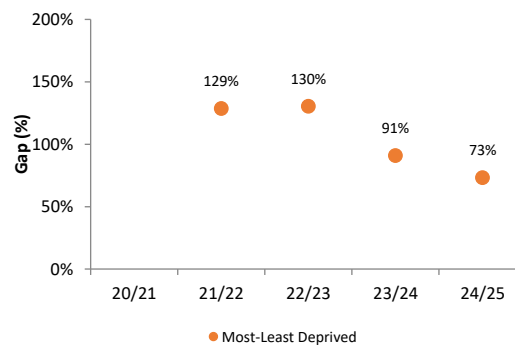
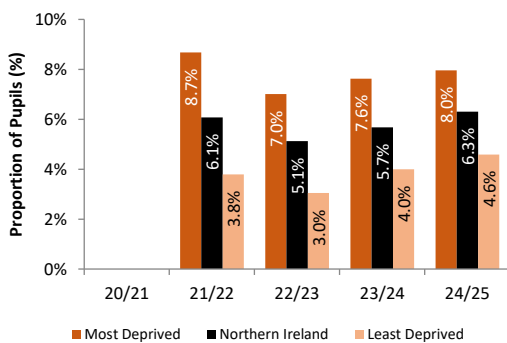
Widening of the Gap

Northern Ireland: NI



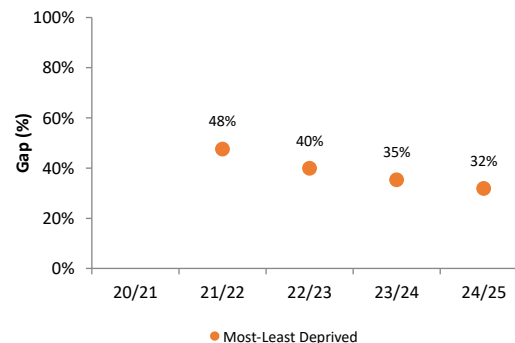
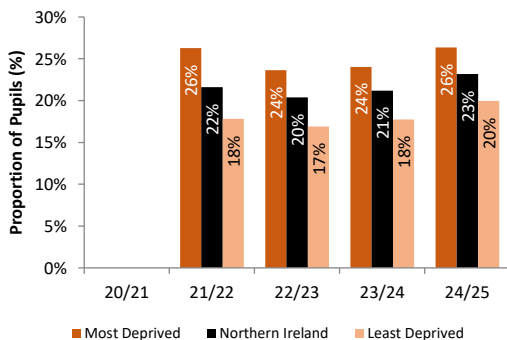
Primary 1 BMI: Obese ¹

NI



Primary 1 BMI: Overweight or Obese ¹

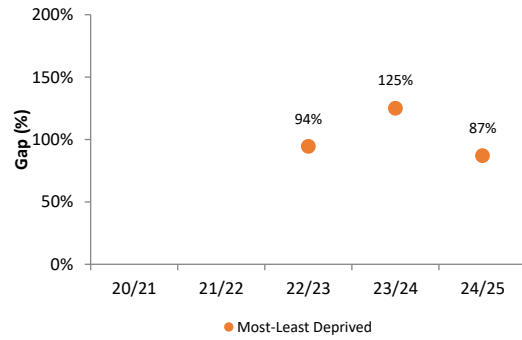
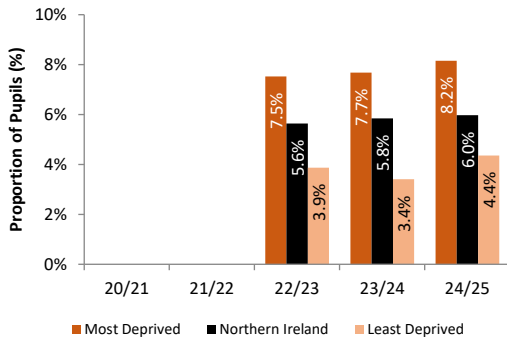
NI



¹ Assessment of change in the inequality gap has not been provided due to limited data series as a result of the pandemic. See page 99 for further information.

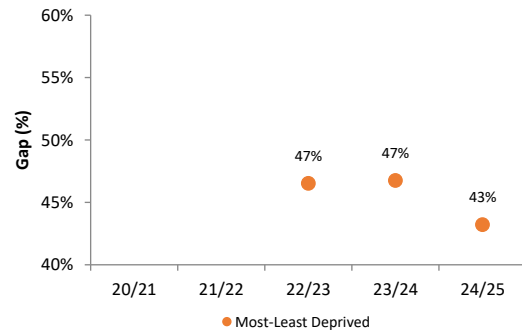
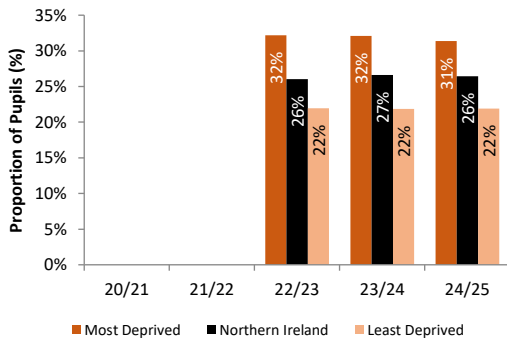
Year 8 BMI: Obese ²

NI 



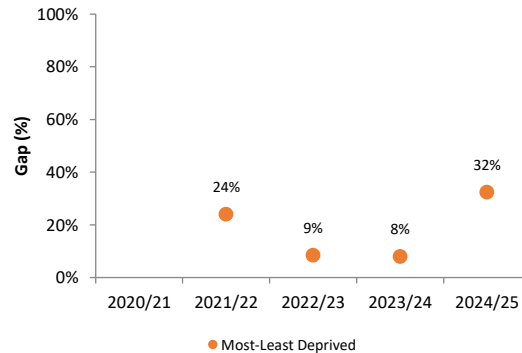
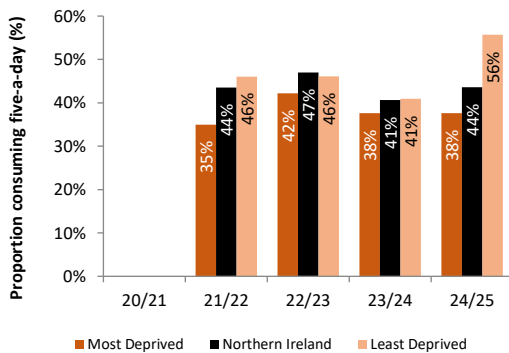
Year 8 BMI: Overweight or Obese ²

NI 



Five-a-Day ³

NI 

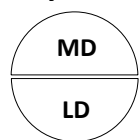


² Assessment of change in the inequality gap has not been provided due to limited data series as a result of the pandemic. See page 99 for further information.

³ Assessment of change in the inequality gap has not been provided as only four sequential years of data are available.

Service-based Indicators

Key:



Most Deprived Areas
Least Deprived Areas

↑ Increase

— No Notable Change

↓ Decrease

> < Narrowing of the Gap

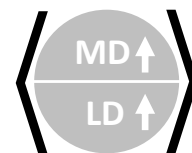
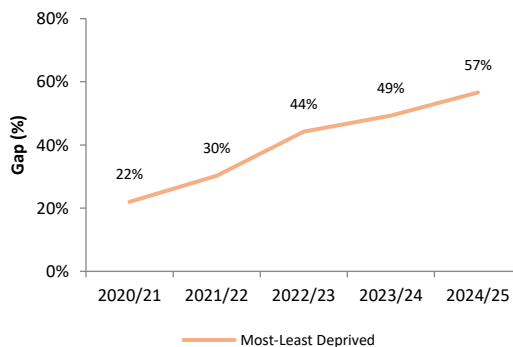
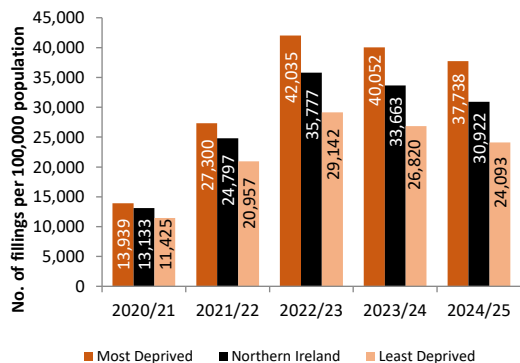
— No Notable Change in the Gap

< > Widening of the Gap

Northern Ireland: NI

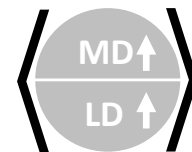
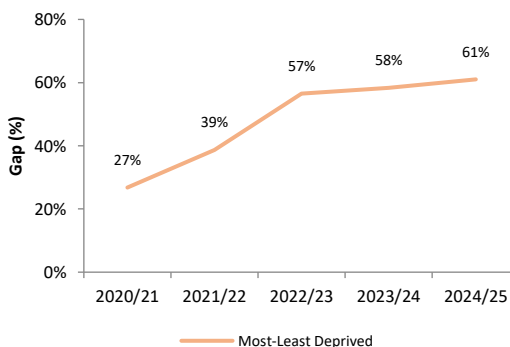
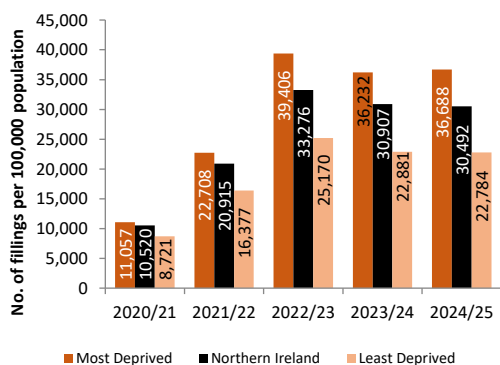
Standardised Dental Filling Rate ^{4, 5}

NI ↑



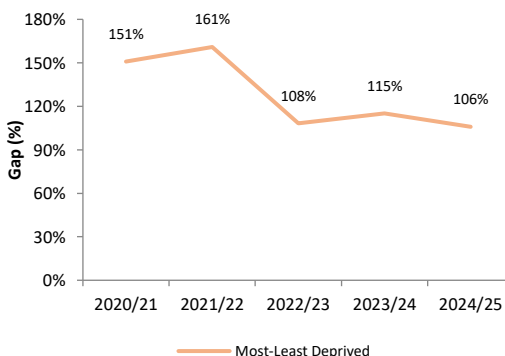
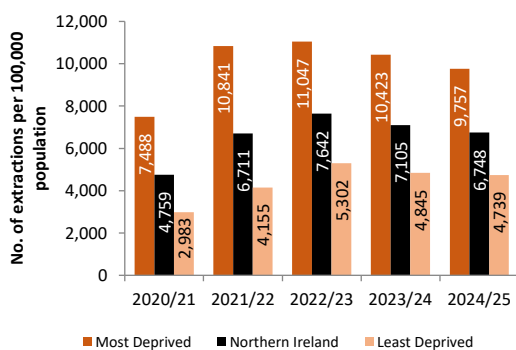
Standardised Dental Filling Rate (Under 18s) ^{4, 5}

NI ↑



Standardised Dental Extraction Rate ^{4, 5, 6}

NI ↑



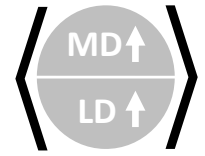
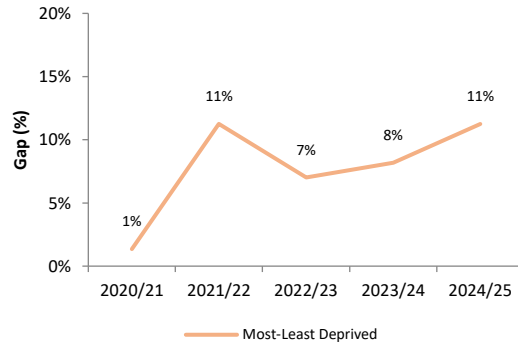
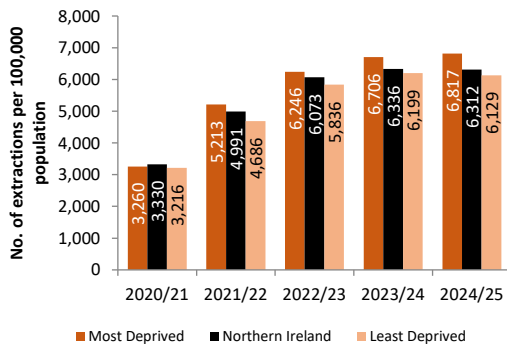
⁴ Due to the major impact of the COVID-19 pandemic on dental services any changes in 2020/21, 2021/22 and 2022/23 should be interpreted with caution. It is also important to note that data does not include those who have paid privately for treatment.

⁵ Figures relate to the total procedures individuals have had carried out within the given period (i.e., includes multiple procedures for an individual where applicable). For 'number of individuals that have undergone at least one procedure' see 'additional indicators' section.

⁶ A number of figures have been revised from the previous Health Inequalities Annual Report due to a data correction.

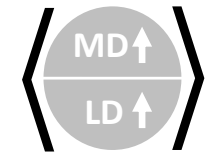
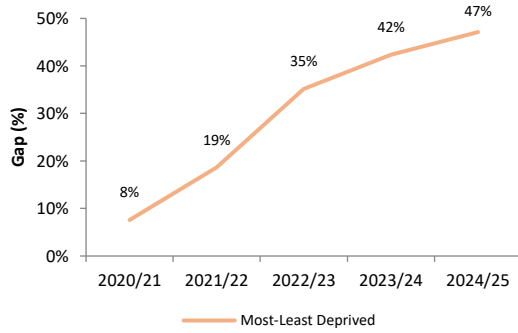
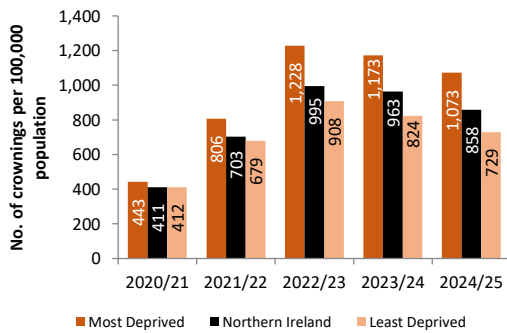
Standardised Dental Extraction Rate (Under 18s) ⁷

NI ↑



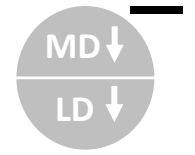
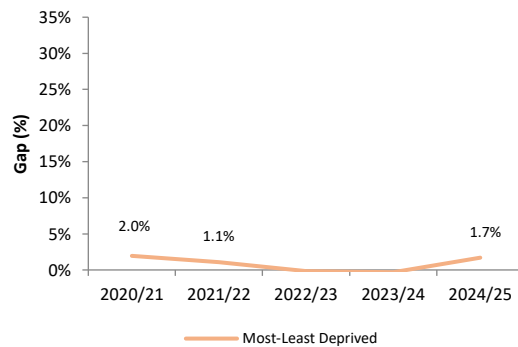
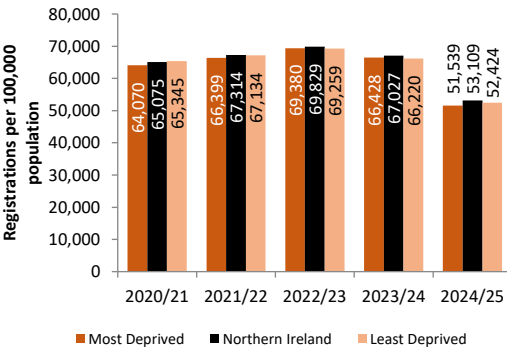
Standardised Dental Crowning Rate ^{8 9}

NI ↑



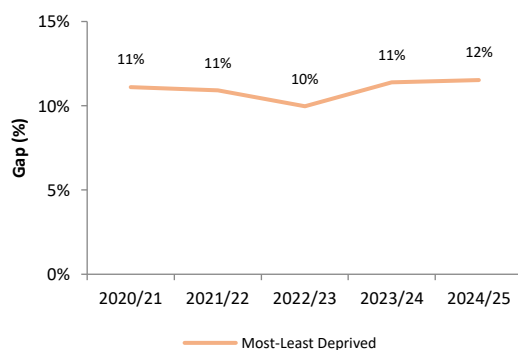
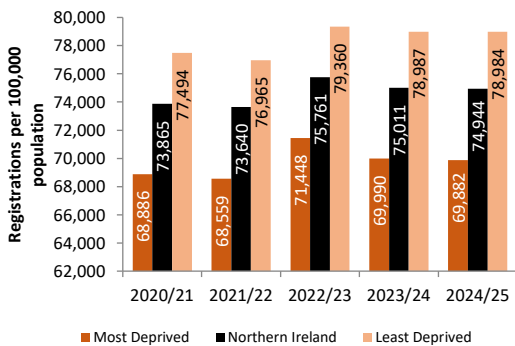
Standardised Dental Registration Rate

NI ↓



Standardised Dental Registration Rate (Under 18s)

NI ↑



⁷ A number of figures have been revised from the previous Health Inequalities Annual Report due to a data correction.

⁸ Due to the major impact of the COVID-19 pandemic on dental services any changes in 2020/21, 2021/22 and 2022/23 should be interpreted with caution. It is also important to note that data does not include those who have paid privately for treatment.

⁹ Figures relate to the total procedures individuals have had carried out within the given period (i.e., includes multiple procedures for an individual where applicable). For 'number of individuals that have undergone at least one procedure' see 'additional indicators' section.