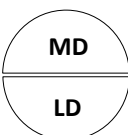


# Alcohol, Smoking & Drugs

Alcohol, smoking and drugs related indicators remain some of the largest health inequalities in NI. The most-least deprived inequality gap for alcohol specific death rates widened over the analysed period due to an increase in the most deprived areas while the least deprived areas showed no change, and the death rate in the most deprived areas was four and a half times the rate seen in the least deprived areas in 2020-24. While improvements were seen in the percentage of NI adults reporting that they drink, drink at least once a week and, drinking 3 or more days a week, rates remain highest in the least deprived areas. While improvements continue to be seen in all areas for smoking mortality, the rate in the most deprived areas remains double the rate in the least deprived areas. Death rates for drug related causes show a large inequality gap with the rate in the most deprived areas being almost 5 times that of the rate in the least deprived areas.




## Health Outcome Indicators






**Key:**




MD Most Deprived Areas

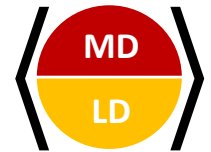
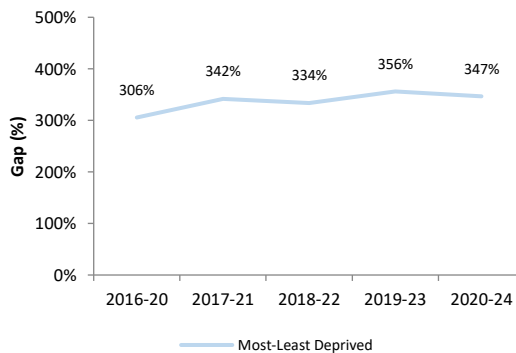
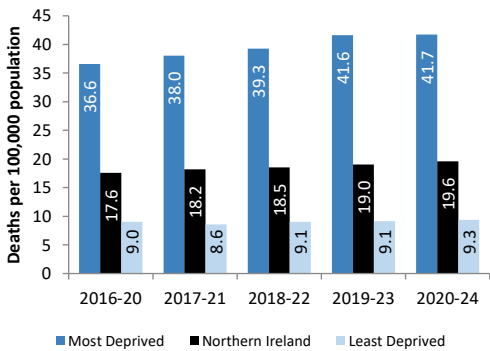
LD Least Deprived Areas

 Positive Change
  No Notable Change
  Negative Change

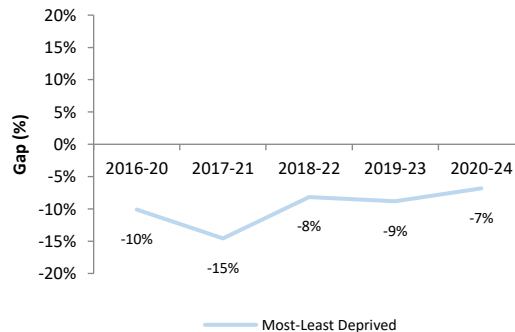
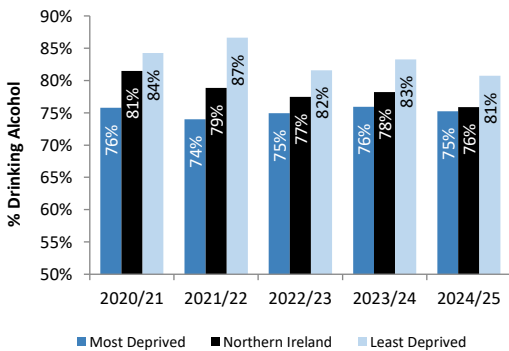
  Narrowing of the Gap
  No Notable Change in the Gap
   Widening of the Gap

Northern Ireland: 

### Standardised Death Rate – Alcohol Specific NI

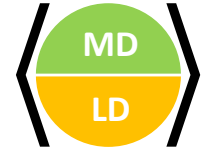
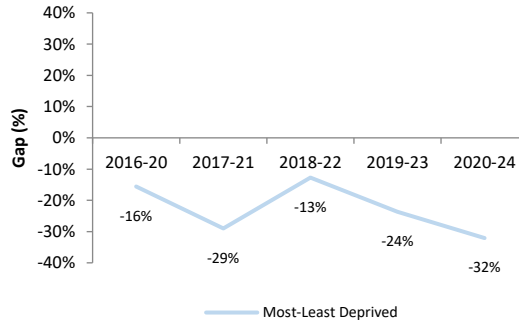
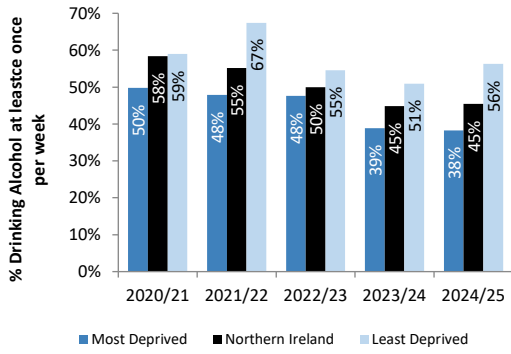


### Drinking Prevalence NI



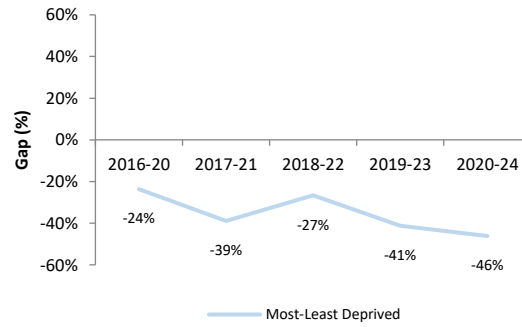
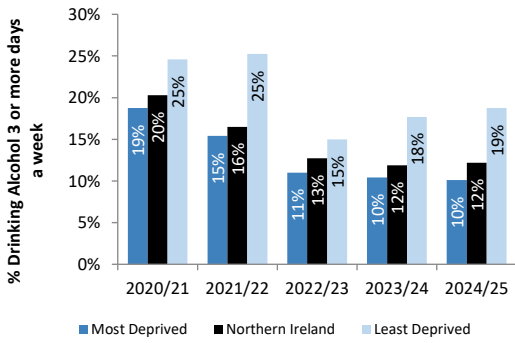
## Drinking At Least Once A Week

NI



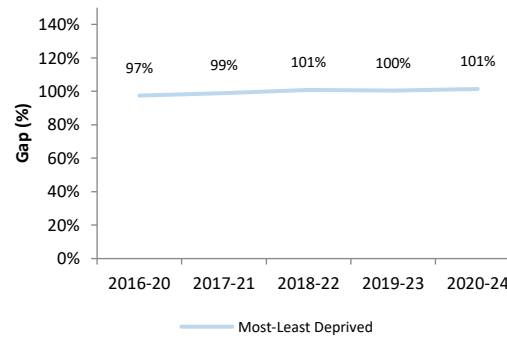
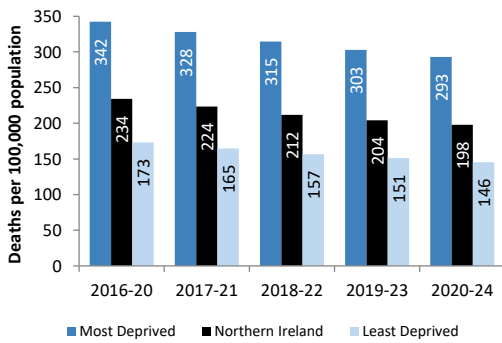
## Drinking 3 Or More Days A Week

NI



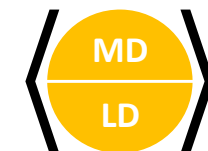
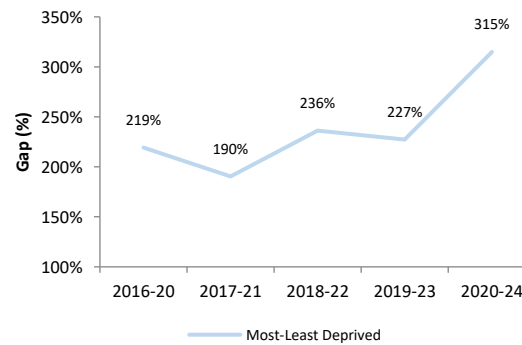
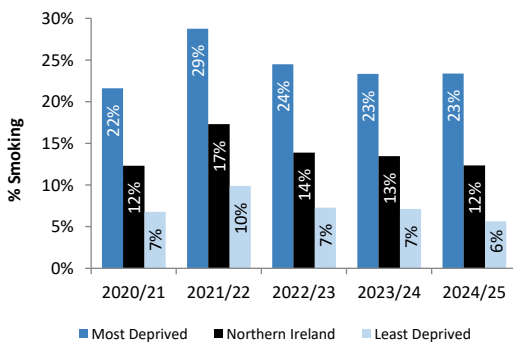
## Standardised Death Rate – Smoking Attributable Causes

NI




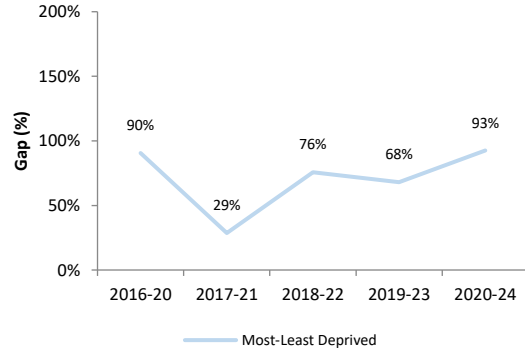
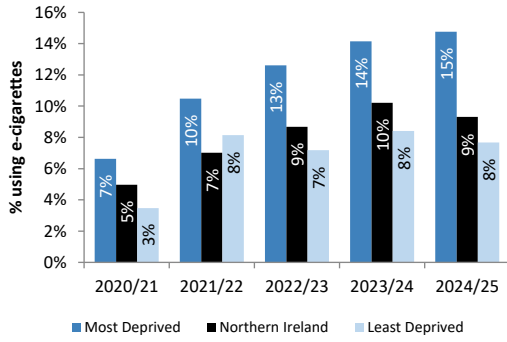
## Smoking Prevalence

NI



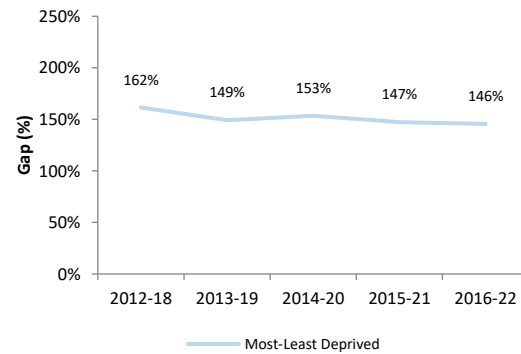
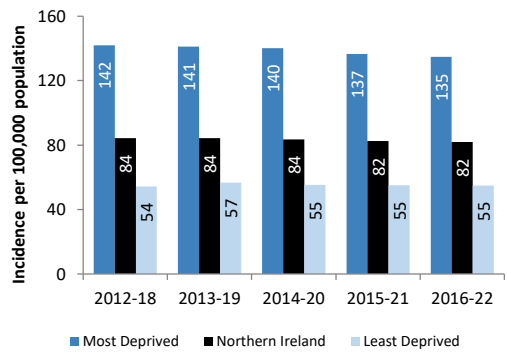
## E-Cigarette Use

NI 



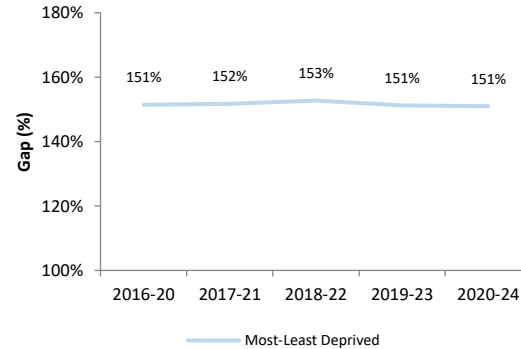
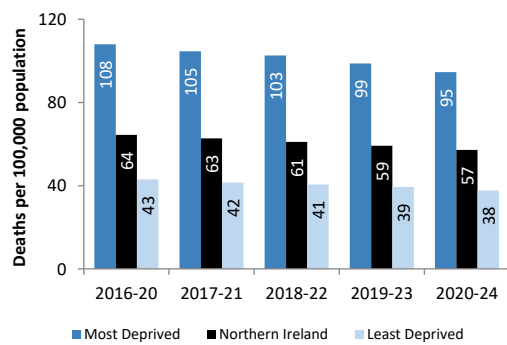
## Standardised Incidence Rate – Lung Cancer

NI 



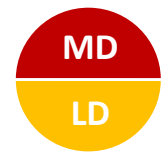
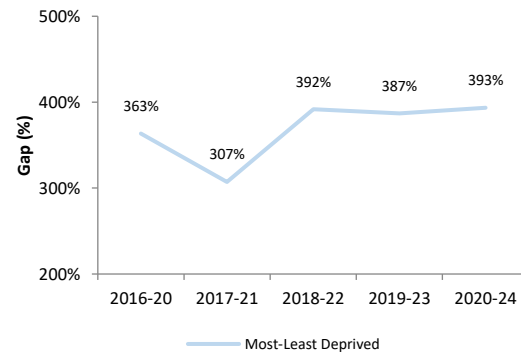
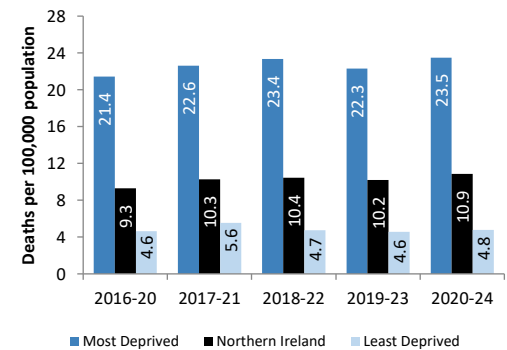
## Standardised Death Rate – Lung Cancer

NI 



## Standardised Death Rate – Drug Related Causes <sup>1</sup>

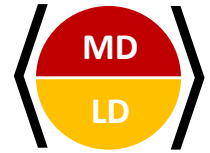
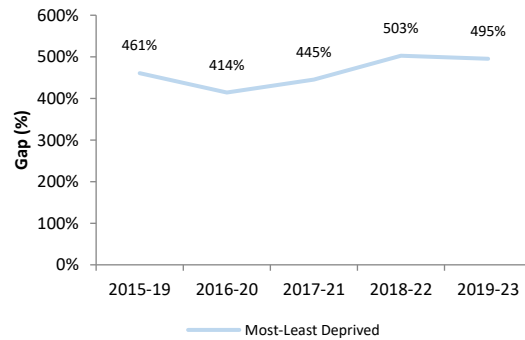
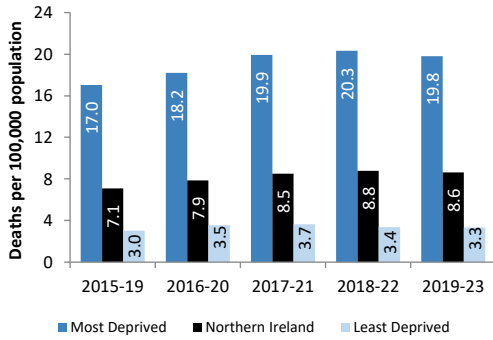
NI 



<sup>1</sup> It is important to note that registration-based figures build in delays arising from system wide processes which can drive annual fluctuations in the series. Events such as infant death, drug related deaths or suicide are usually referred to a coroner and this legal process can take some time.

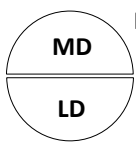
## Standardised Death Rate – Drug Misuse <sup>2</sup>

NI 



## Service-based Indicators

### Key:



Most Deprived Areas  
Least Deprived Areas

↑ Increase

— No Notable Change

↓ Decrease

> < Narrowing of the Gap

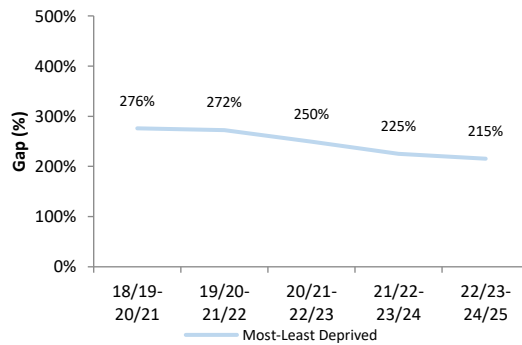
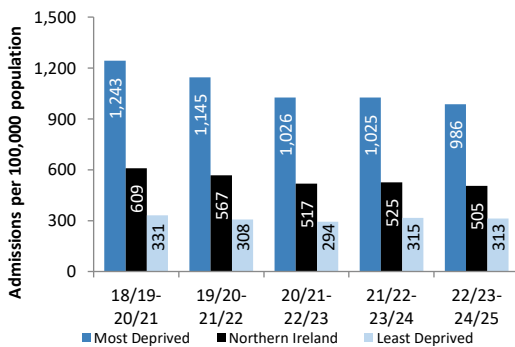
— No Notable Change in the Gap

< > Widening of the Gap

Northern Ireland: NI

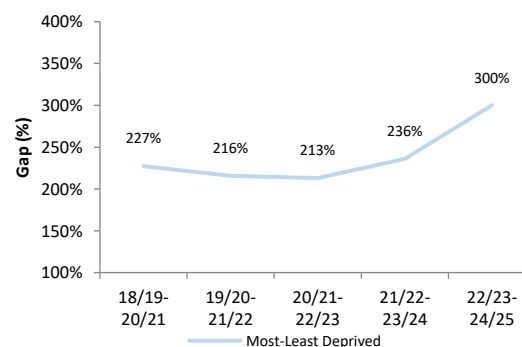
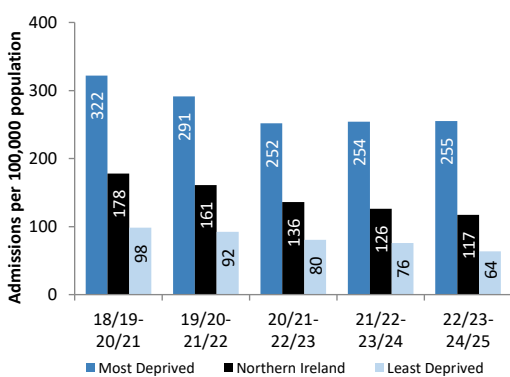
## Standardised Admission Rate – Alcohol Related Causes <sup>3 4 5</sup>

NI ↓



## Standardised Admission Rate – Drug Related Causes <sup>3 4 5</sup>

NI ↓



<sup>2</sup> It is important to note that registration-based figures build in delays arising from system wide processes which can drive annual fluctuations in the series. Events such as infant death, drug related deaths or suicide are usually referred to a coroner and this legal process can take some time.

<sup>3</sup> It should be noted that due to the impact of the COVID-19 pandemic on hospital services any changes from 2020/21 should be interpreted with caution.

<sup>4</sup> Alcohol and drug related admissions have been identified based on primary diagnosis field or any of the first 6 secondary diagnoses fields and relates to admissions under the 'Acute Programme of Care' only.

<sup>5</sup> Admissions figures for 2023/24 and 2024/25 should be treated with caution as they include some data that has been sourced from encompass which are 'official statistics in development'. It is important to note that while transfers within a HSC were counted as a new admission on the legacy inpatient system, they are no longer treated as a new admission on encompass. for further information see [Appendix E](#).