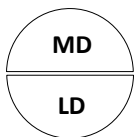


Hospital Activity

Compared with five years previous, the latest admission rates for all indicators are higher for Northern Ireland and within the most and least deprived quintiles for all indicators. However, this is most likely due to the impact of the COVID-19 pandemic as the baseline year of the examined period is 2020/21 where service provision and configuration was severely impacted. There were no changes to any of the inequality gaps with the exception of the standardised emergency admission rate, where the most-least deprived gap narrowed from 62% to 52%, and the standardised day case admission rate where the gap widened slightly from 22% to 26%. Large inequality gaps exist in emergency attendances and admissions where the rates in the most deprived areas are more than one and a half times the rates in the least deprived areas.

Key:



Most Deprived Areas
Least Deprived Areas

↑ Increase

— No Notable Change

↓ Decrease

> < Narrowing of the Gap

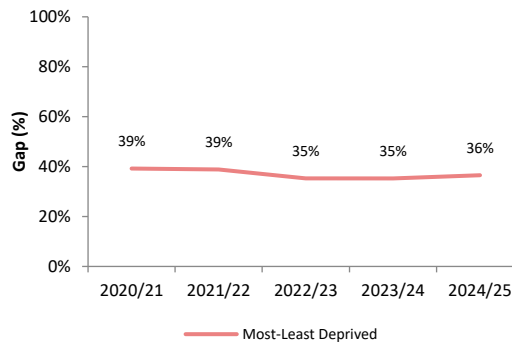
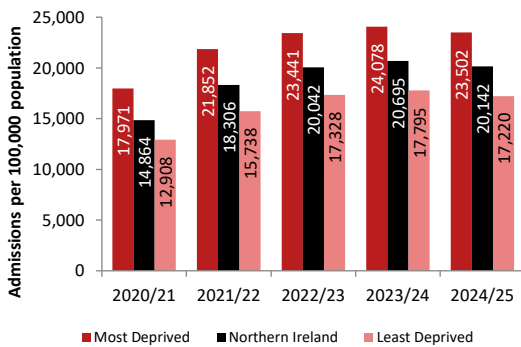
— No Notable Change in the Gap

< > Widening of the Gap

Northern Ireland: NI

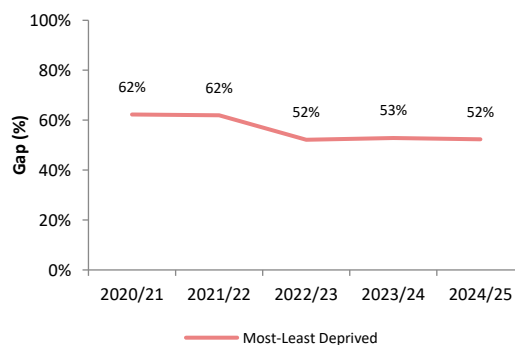
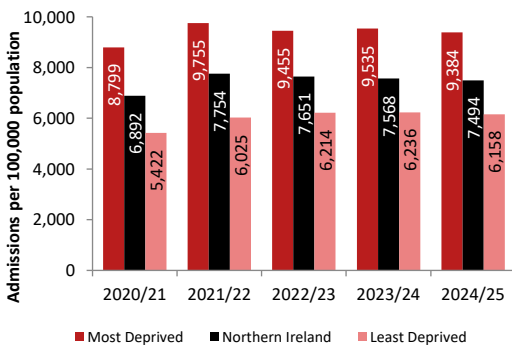
Standardised Admission Rate – All Admissions ^{1 2 3}

NI ↑



Standardised Admission Rate – Emergency Admissions ^{1 2 3}

NI ↑



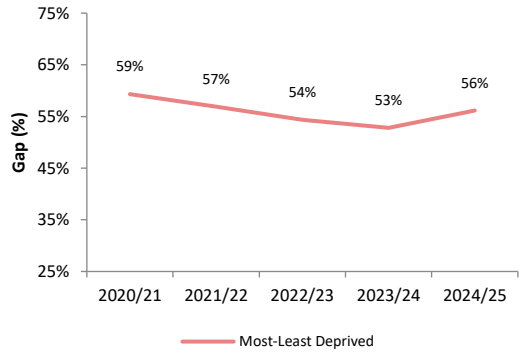
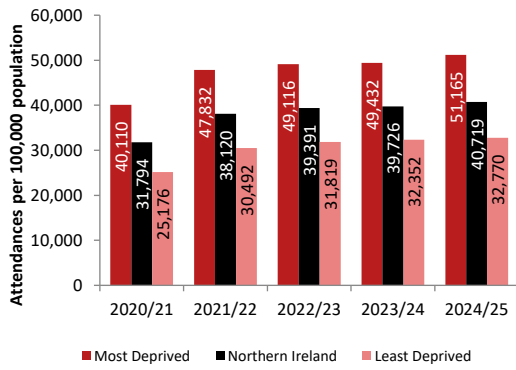
¹ Includes all admissions under the 'Acute Programme of Care' only.

² It should be noted that due to the impact of the COVID-19 pandemic on hospital services any changes from 2020/21 should be interpreted with caution.

³ Admissions figures for 2023/24 and 2024/25 should be treated with caution as they include some data that has been sourced from encompass which are 'official statistics in development'. It is important to note that while transfers within a HSCW were counted as a new admission on the legacy inpatient system, they are no longer treated as a new admission on encompass. for further information see [Appendix E](#).

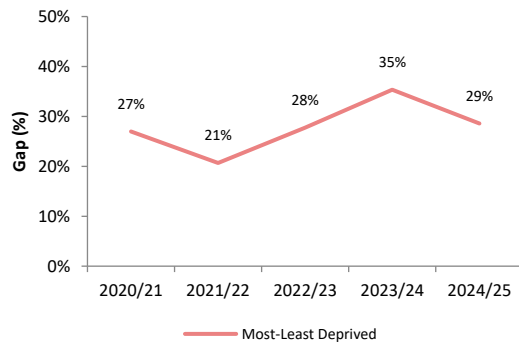
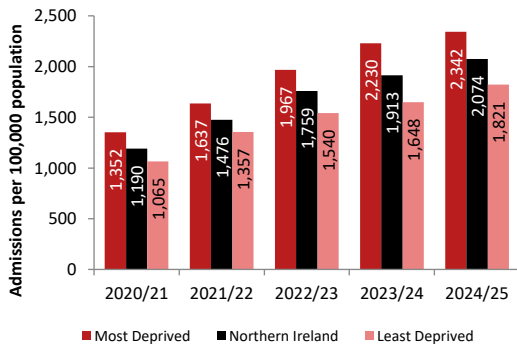
Standardised Attendance Rate – Emergency Care ⁵

NI ↑



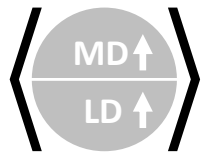
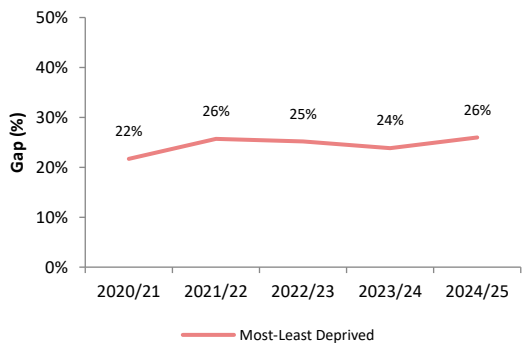
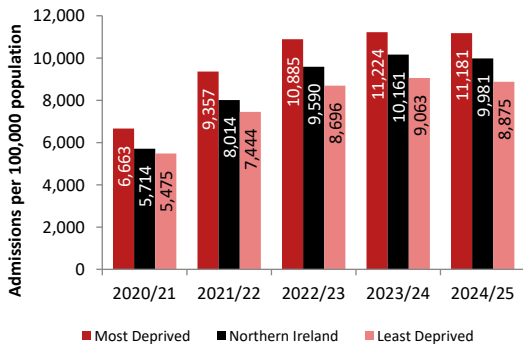
Standardised Admission Rate – Elective Inpatient Admissions ^{4 5 6}

NI ↑



Standardised Admission Rate – Day Case Admissions ^{4 5 6}

NI ↑



⁴ Includes all admissions under the 'Acute Programme of Care' only.

⁵ It should be noted that due to the impact of the COVID-19 pandemic on hospital services any changes from 2020/21 should be interpreted with caution.

⁶ Admissions figures for 2023/24 and 2024/25 should be treated with caution as they include some data that has been sourced from encompass which are 'official statistics in development'. It is important to note that while transfers within a HSC were counted as a new admission on the legacy inpatient system, they are no longer treated as a new admission on encompass. for further information see [Appendix E](#).