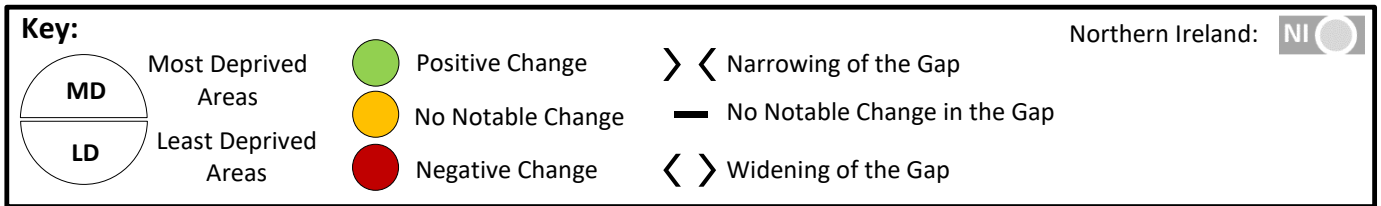


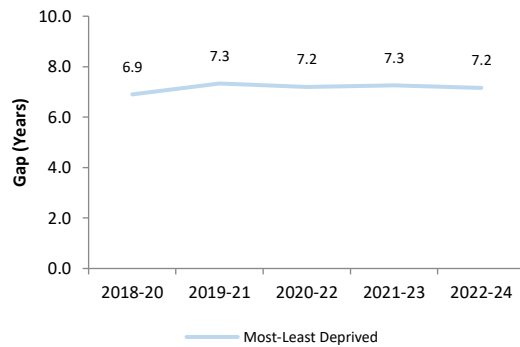
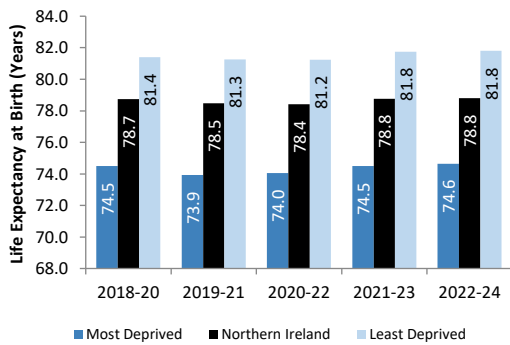
## Life Expectancy & General Health

With the exception of female life expectancy in the least deprived areas where life expectancy at birth increased by 0.5 years, there were no observed changes in any area for male and female life expectancies at birth or at age 65 over the last five years. While the deprivation gap for female life expectancy widened by 0.4 years over the analysed period, the gap for male life expectancy at age 65 narrowed by 0.5 years. The rate of good general health decreased over the last five years in all areas and the deprivation gap widened. The inequality gap for male healthy life expectancy also widened to 14.9 years over the analysed period due to a decrease of 4.5 years in the most deprived areas. While female healthy life expectancy decreased by 1.9 years in NI, there were no observed changes in the most or least deprived areas, however the inequality gap between the most and least deprived areas remained high, at 14.6 years.



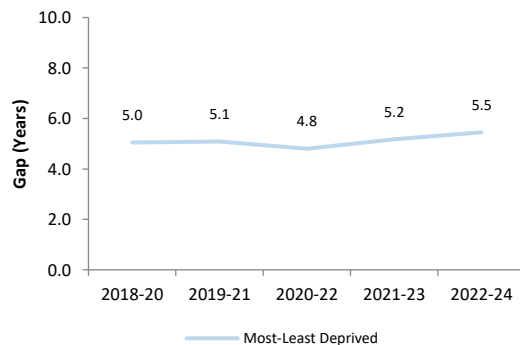
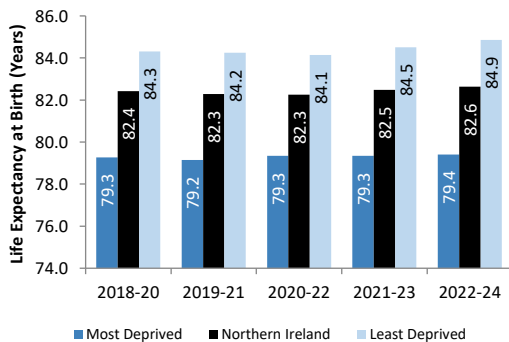
### Male Life Expectancy at Birth

NI



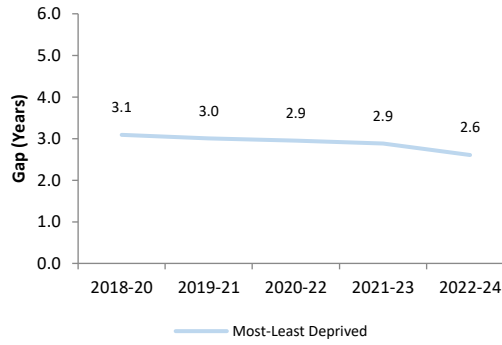
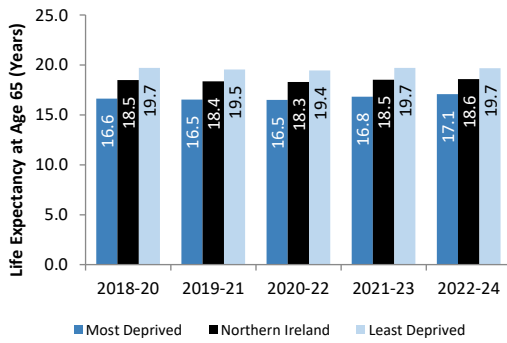
### Female Life Expectancy at Birth

NI



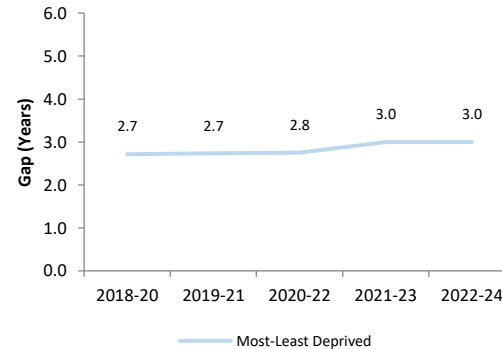
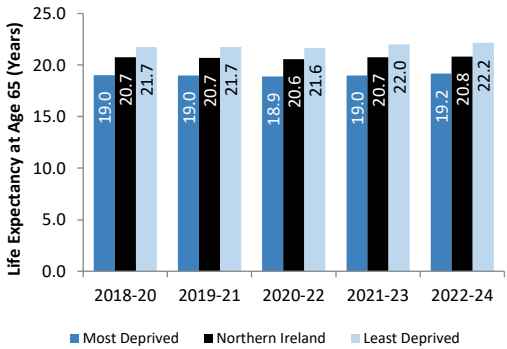
## Male Life Expectancy at Age 65 <sup>1</sup>

NI 



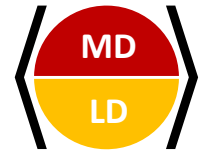
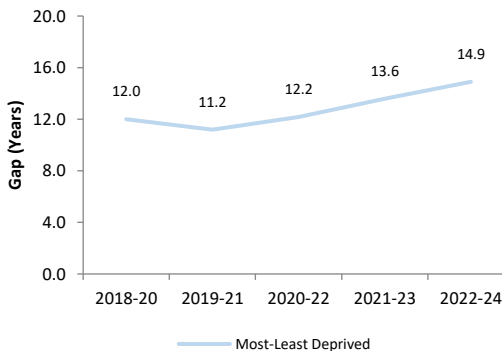
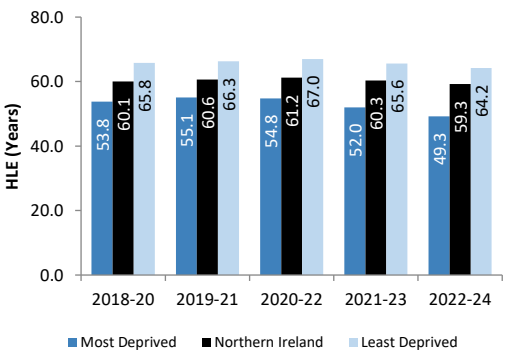
## Female Life Expectancy at Age 65

NI 



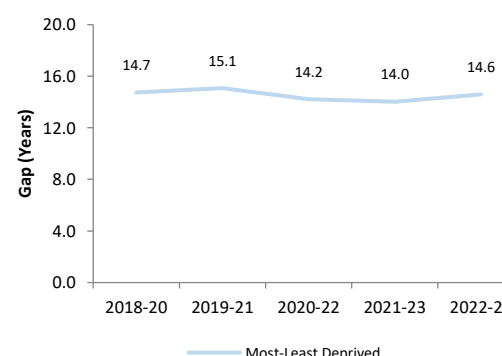
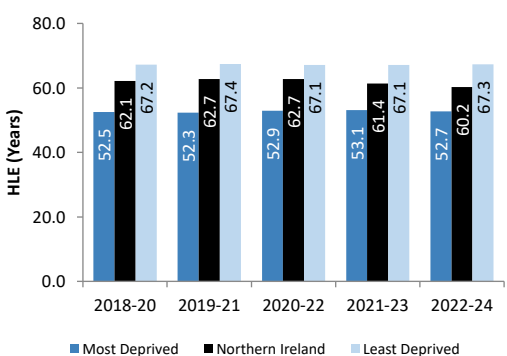
## Male Healthy Life Expectancy <sup>2</sup>

NI 



## Female Healthy Life Expectancy <sup>2</sup>

NI 

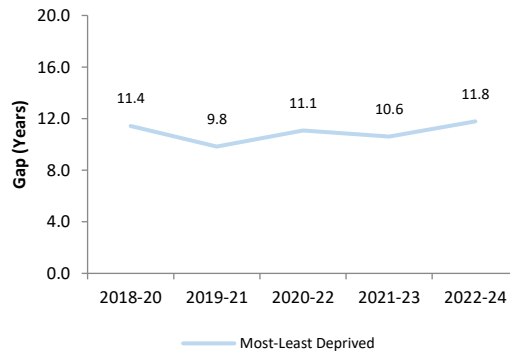
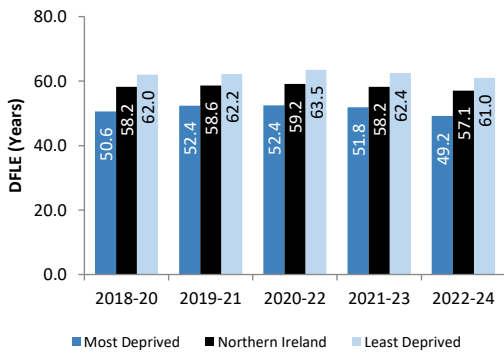


<sup>1</sup> Although there were no changes observed within the most and least deprived areas, a narrowing of the inequality gap has been indicated due to the year-on-year decreases.

<sup>2</sup> Between 2020/21 and 2022/23, the Health Survey NI, from which HLE and DFLE estimates are produced, was telephone based using a smaller sample size, and did not include children. To ensure the figures remained as representative as possible of the entire population, data relating to children in 2019 was held constant from 2020 to 2022. This should be considered when assessing changes. Please see [Appendix E](#) for more detail.

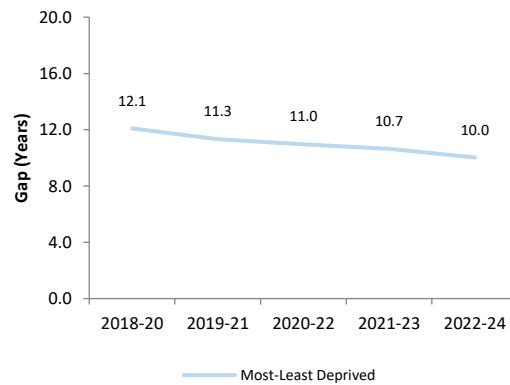
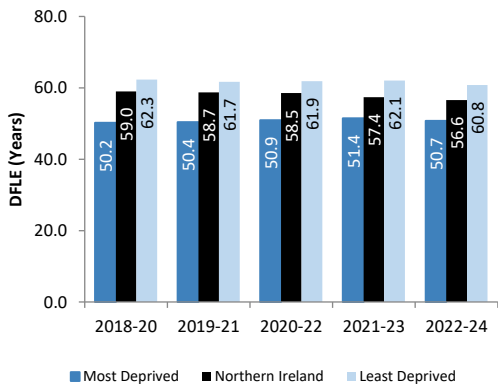
### Male Disability Free Life Expectancy <sup>3</sup>

NI 



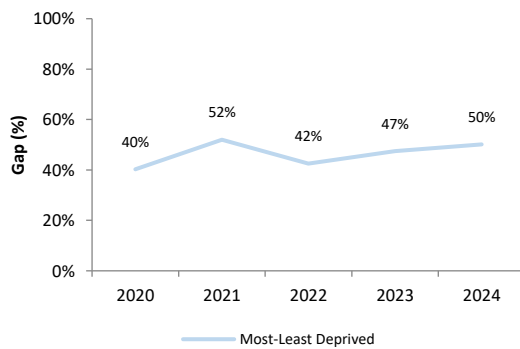
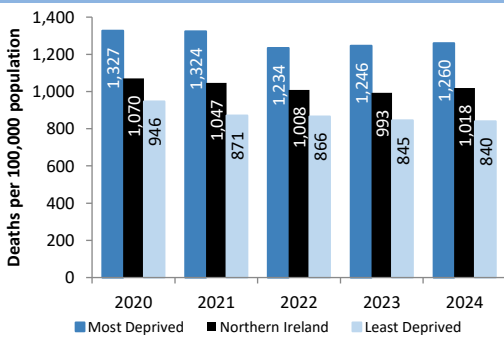
### Female Disability Free Life Expectancy <sup>3</sup>

NI 



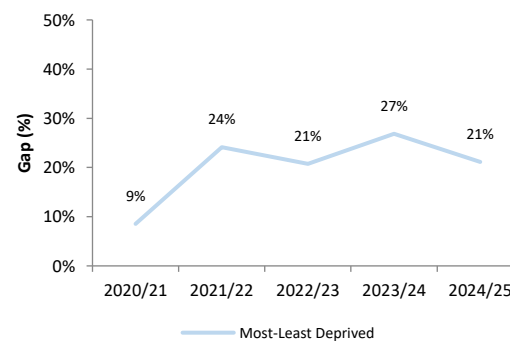
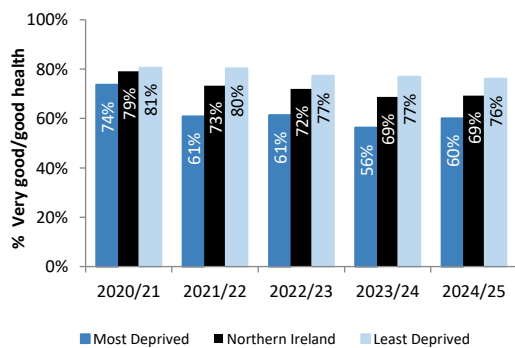
### Standardised Death Rate – All deaths

NI 



### Very Good / Good General Health

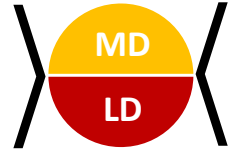
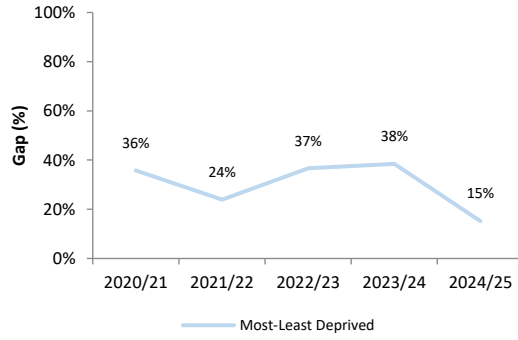
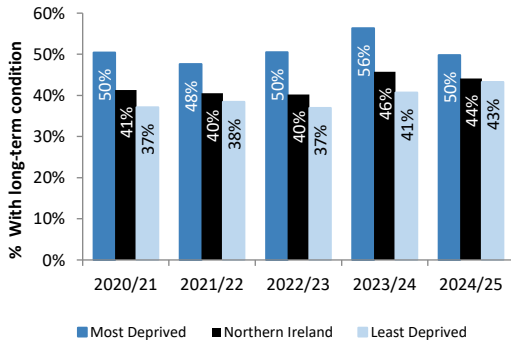
NI 



<sup>3</sup> Between 2020/21 and 2022/23, the Health Survey NI, from which HLE and DFLE estimates are produced, was telephone based using a smaller sample size, and did not include children. To ensure the figures remained as representative as possible of the entire population, data relating to children in 2019 was held constant from 2020 to 2022. This should be considered when assessing changes. Please see [Appendix E](#) for more detail.

## Long-Term Conditions

NI 



## Limiting Long-Term Conditions

NI 

